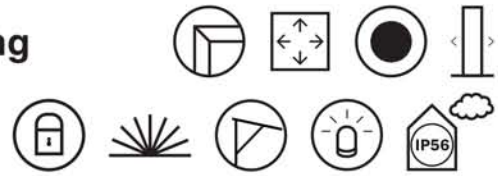


# SCEOSDLED


## DETAILS AND INSTALATION

LED Outdoor Premium Poster Case freestanding  
Lockable Notice Boards | Outdoor

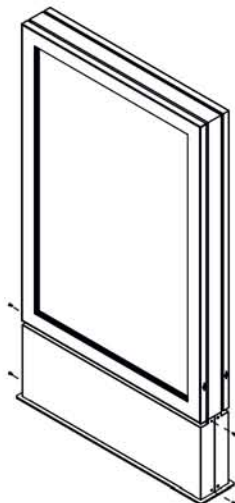


## INSTALATION

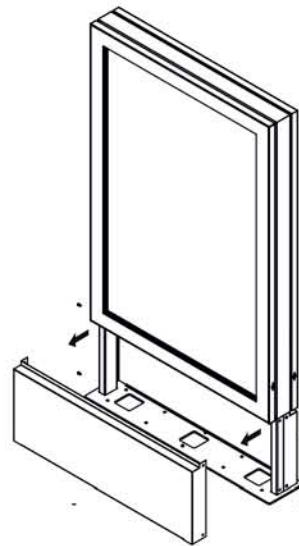
1. unpack



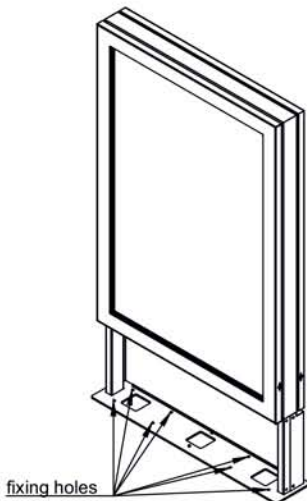
2. unscrew front cover



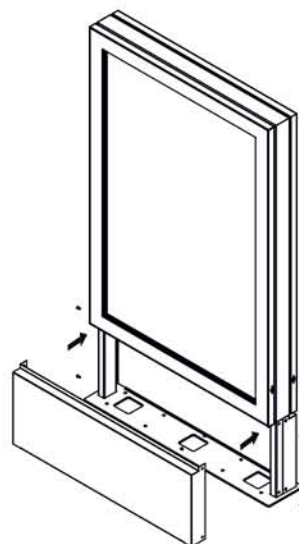
3. remove front cover



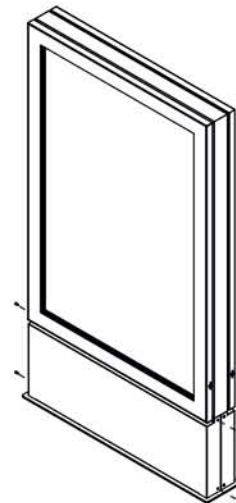
4. fix to ground, connect to power



5. close front cover



6. secure front cover



### LED Outdoor Premium Poster Case freestanding

• double-sided version • illumination system for great visibility 24/7 • waterproof IP56 certification • lockable with triangular lock system • easy to use poster changing system - snap technique • special profile construction designed for standard poster or for tension fabric - perfect for large graphic sizes with stunning print quality